

Requasud: a network analysis and advices for the Walloon agriculture sector



The screenshot shows the Requasud website interface. At the top left is the Requasud logo, which includes a stylized orange and green globe. To the right of the logo is a search bar with the text 'Recherche' and an input field. Below the logo is a navigation menu with the following items: ACCUEIL, PRESENTATION, SERVICES, BASE DE DONNEES, and CONTACTS. The main heading reads 'Un réseau d'analyses et de conseils à votre disposition'. There are three main content blocks, each with a title and a 'Plus...' link. The first block is titled 'Je veux analyser une terre' and discusses soil evaluation. The second is 'Je veux analyser un produit agricole' and discusses agricultural products. The third is 'Je veux obtenir des données statistiques' and discusses statistical data. To the right of these blocks are two vertical sections labeled 'NOUVE' and 'AGEN'. At the bottom of the page, there is a red 'W' logo, the copyright notice '© Requasud', and a 'Hau' logo.

REQUASUD

Recherche

ACCUEIL PRESENTATION SERVICES BASE DE DONNEES CONTACTS

Un réseau d'analyses et de conseils à votre disposition

Je veux analyser une terre

La gestion des sols agricoles repose sur une évaluation permanente de leur fertilité et de leur capacité à produire ou à supporter des cultures. La connaissance des propriétés physiques et chimiques des terres constitue un préalable au choix de spéculations, à l'affectation des parcelles et à la définition d'itinéraires phytotechniques respectueux de l'environnement.

Plus...



Je veux analyser un produit agricole

Malgré le contexte de concurrence internationale et ses conséquences sur les prix payés aux producteurs, la qualité du blé tendre en Région Wallonne est toujours au cœur des débats car les exigences des industries de transformation restent précises et diversifiées...

Plus...



Je veux obtenir des données statistiques

Grâce aux collaborations développées entre 1994 et aujourd'hui au sein du réseau REQUASUD, la Région wallonne dispose actuellement d'une base de données relativement bien étoffée : 50.000 échantillons validés par année, 592.032 échantillons validés toutes chaînes confondues depuis 1994,....

Plus...



%	(n)
24 - 30	(6)
18 - 24	(11)
12 - 18	(13)
6 - 12	(23)
0 - 6	(16)

NOUVE

AGEN

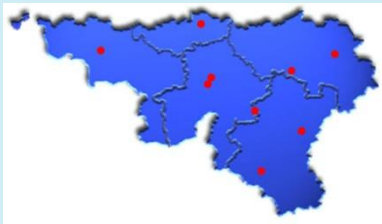
© Requasud

Hau



Created in 1989

Network of laboratories



Analysis service

Advices (feed, fertilizer, disease, microbiology,...)

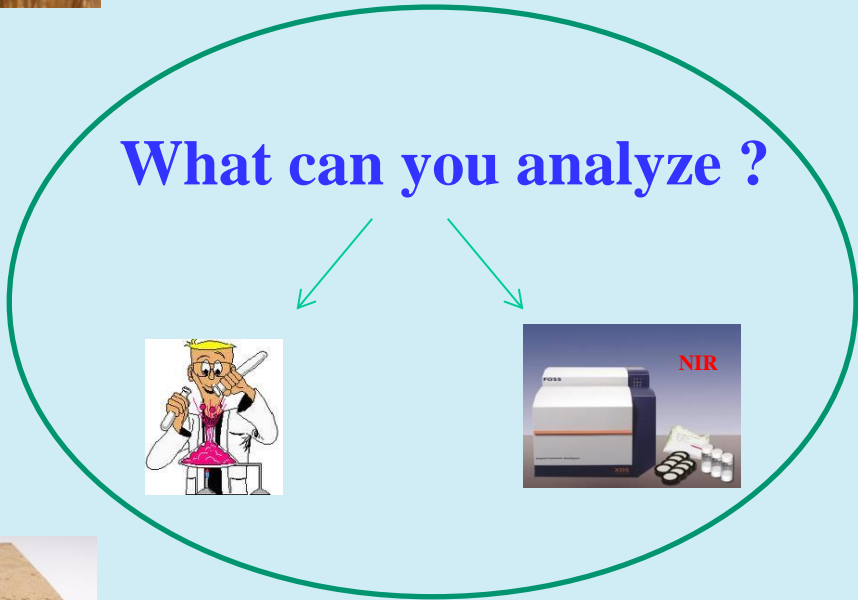
For the agriculture and the food industry sector




Laboratories have approvals delivered by the Belgian authorities and are officially recognized



Networks => Harmonization of analysis methods to ensure a better reliability of the results



NIR equipment : Foss XDS



Connected to the CRAW by the RINA (Remote INternet Analysis)



Ath : Carah
LER : CRA-W
Libramont : CRA-W
Scry : CPL Promogest
Battice : Agrolab
Ciney : OPA
Gembloux : Objectif qualité
Michamps : Iqualux
La Hulpe : Agro-qualité
Ettelbruck : ASTA

Ettelbruck

CRAW = Rina Manager

Clients Products		History Network Inspector											
#	S	L	H	S	CS	GP	D...	Sample No	Date	Instrument Name	Prod Code	Prod Name	P
1	✓						0...	DQ130268-08	3/21/2013 5:29:28 PM	XDS-GEMBLOUX	55QCXDS	SCAN&SAVE Q...	0.00
2	✓						0...	DQ130268-08	3/21/2013 5:29:00 PM	XDS-GEMBLOUX	55QCXDS	SCAN&SAVE Q...	0.00
3	✓						0...	DQ130268-08	3/21/2013 5:28:33 PM	XDS-GEMBLOUX	55QCXDS	SCAN&SAVE Q...	0.00
4	✓						0...	DQ130268-08	3/21/2013 5:28:05 PM	XDS-GEMBLOUX	55QCXDS	SCAN&SAVE Q...	0.00
5	✓						0...	DQ130268-07	3/21/2013 5:27:37 PM	XDS-GEMBLOUX	55QCXDS	SCAN&SAVE Q...	0.00
6	✓						0...	DQ130268-07	3/21/2013 5:27:03 PM	XDS-GEMBLOUX	55QCXDS	SCAN&SAVE Q...	0.00
7	✓						0...	DQ130268-07	3/21/2013 5:26:34 PM	XDS-GEMBLOUX	55QCXDS	SCAN&SAVE Q...	0.00
8	✓						0...	DQ130268-07	3/21/2013 5:26:03 PM	XDS-GEMBLOUX	55QCXDS	SCAN&SAVE Q...	0.00
9	✓						0...	DQ130268-06	3/21/2013 5:25:35 PM	XDS-GEMBLOUX	55QCXDS	SCAN&SAVE Q...	0.00
10	✓						0...	DQ130268-06	3/21/2013 5:25:00 PM	XDS-GEMBLOUX	55QCXDS	SCAN&SAVE Q...	0.00
11	✓						0...	DQ130268-06	3/21/2013 5:24:32 PM	XDS-GEMBLOUX	55QCXDS	SCAN&SAVE Q...	0.00
12	✓						0...	DQ130268-06	3/21/2013 5:24:05 PM	XDS-GEMBLOUX	55QCXDS	SCAN&SAVE Q...	0.00
13	✓						0...	DQ130268-05	3/21/2013 5:23:37 PM	XDS-GEMBLOUX	55QCXDS	SCAN&SAVE Q...	0.00
14	✓						0...	DQ130268-05	3/21/2013 5:23:08 PM	XDS-GEMBLOUX	55QCXDS	SCAN&SAVE Q...	0.00
15	✓						0...	DQ130268-05	3/21/2013 5:22:17 PM	XDS-GEMBLOUX	55QCXDS	SCAN&SAVE Q...	0.00
16	✓						0...	DQ130268-05	3/21/2013 5:21:50 PM	XDS-GEMBLOUX	55QCXDS	SCAN&SAVE Q...	0.00
17	✓						0...	DQ130268-04	3/21/2013 4:59:18 PM	XDS-GEMBLOUX	55QCXDS	SCAN&SAVE Q...	0.00
18	✓						0...	DQ130268-04	3/21/2013 4:58:28 PM	XDS-GEMBLOUX	55QCXDS	SCAN&SAVE Q...	0.00
19	✓						0...	DQ130268-03	3/21/2013 4:57:54 PM	XDS-GEMBLOUX	55QCXDS	SCAN&SAVE Q...	0.00
20	✓						0...	DQ130268-03	3/21/2013 4:57:01 PM	XDS-GEMBLOUX	55QCXDS	SCAN&SAVE Q...	0.00

How works the network:

1. Each XDS of the networks is standardized every year on the master



In that way, each XDS gives the same spectrum for the same sample

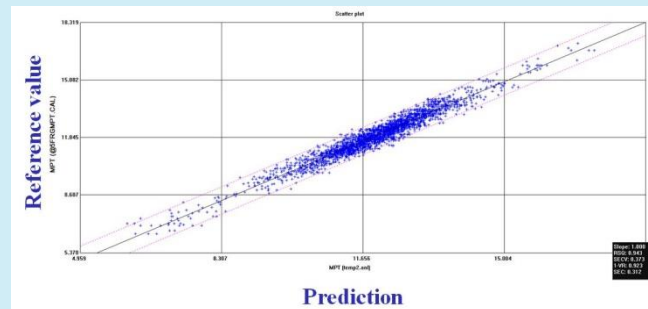
=> All the XDS can use the calibrations from the Master

How works the network:

2. The RINA manager:

- Dispatches the standardization
- Collects spectra of the different XDS + reference values
- Adds those spectra to the DB and update regularly the calibrations in order to take into account :
 - Genetic variability of the samples,
 - Climatic conditions of the year,
 - Cultural practices
 - ...

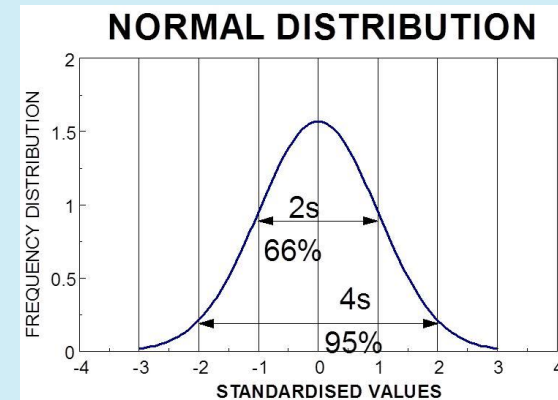
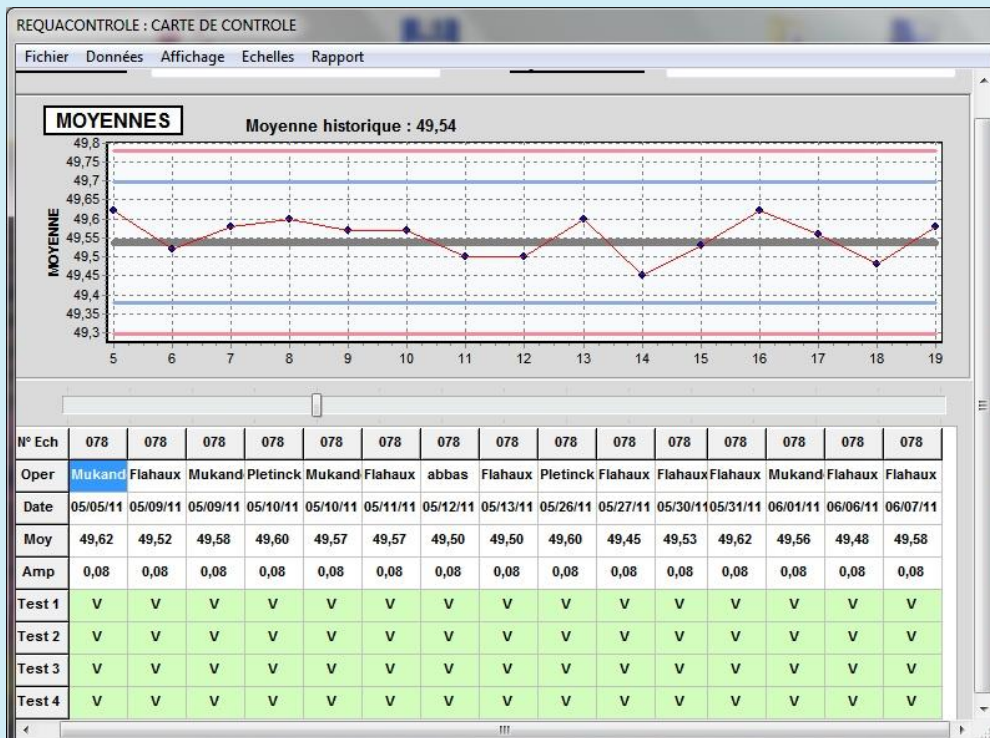
-Dispatches the new models



How works the network:

3. Control of the XDS:

- Control chart



How works the network:

3. Control of the XDS:

- Participation to BIPEA

BIPEA: A NON PROFIT ASSOCIATION DEDICATED TO TESTING LABORATORIES SINCE 1970

For 40 years our non-profit association has organized proficiency testing programs in different fields such as cereals & milling, food & feed, environment and cosmetics. Our main mission is to evaluate the accuracy results of laboratories on a short, medium and long-term basis. Bipea offers a large number of services to the testing laboratories for the control of their efficiency and performance :

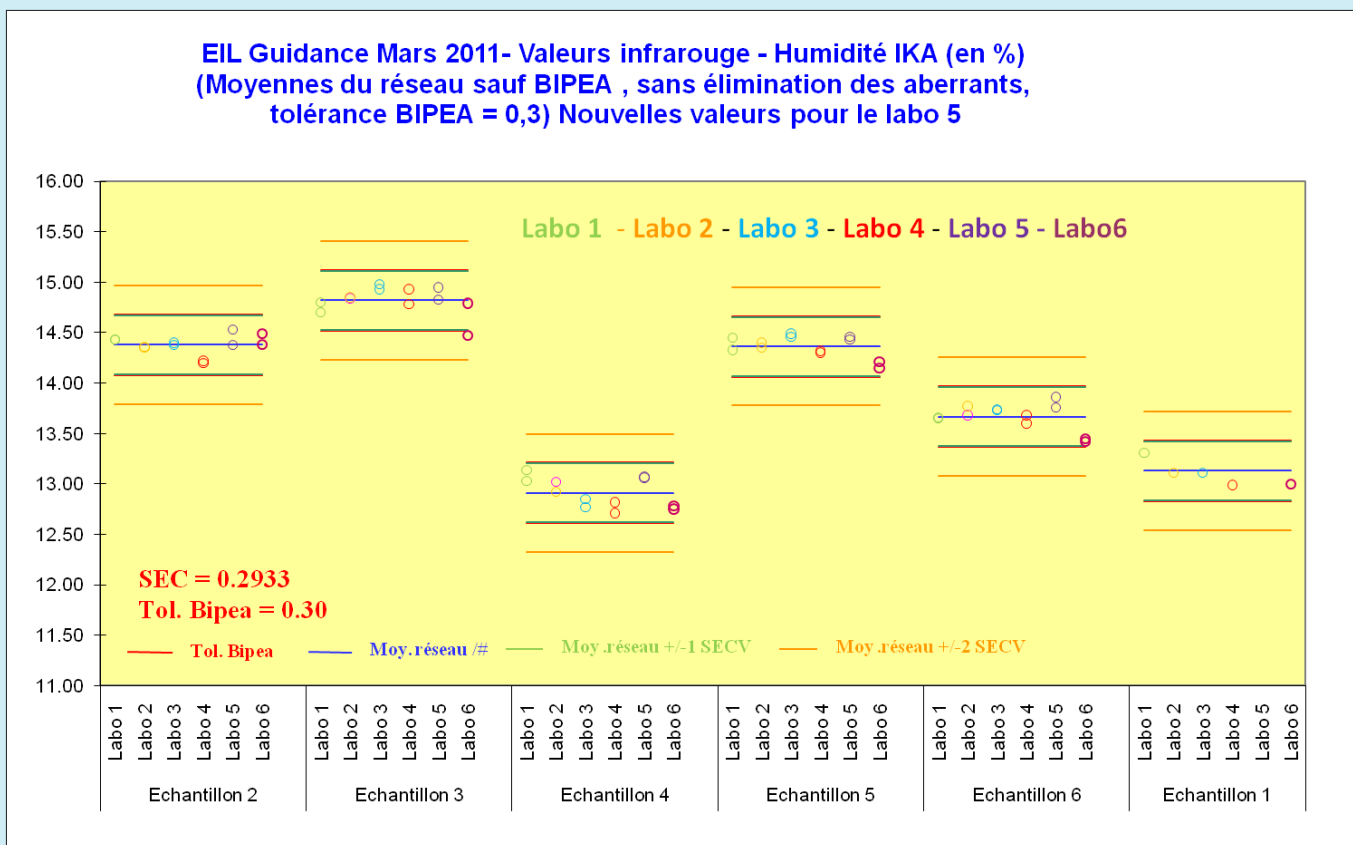
- Proficiency Testing Programs (80 PTS available !), ([for our PTS, click here](#))
- External Reference Materials, ([for our ERM, click here](#))
- Accuracy monitoring charts, ([for our accuracy monitoring charts, click here](#))
- Get your own PTS, ([for our customs PTS, click here](#))
- Technical assessments, ([for our TA, click here](#))
- Training sessions. ([for our TS click here](#))

WE CONTRIBUTE TO EVALUATE AND OPTIMIZE THE PERFORMANCE OF YOUR ANALYSIS ON A SHORT, MEDIUM AND LONG-TERM BASIS.

How works the network:

3. Control of the XDS:

- Organization of ring test



**Thanks for your
attention**